

Ministerul Educației și Cercetării Științifice

# Limba modernă - engleză

Clasa a III-a  
Semestrul al II-lea

## Fairyland 3B



Pupil's Book

Jenny Dooley – Virginia Evans



Express Publishing

**UniScan**  
GRUP EDUCATIONAL

Uniscan Grup Educațional

Acest manual este proprietatea Ministerului Educației Naționale.

Manualul școlar a fost aprobat prin Ordinul ministrului educației naționale nr. 5043 din 25.08.2015, în urma evaluării, și este realizat în conformitate cu programa școlară aprobată prin Ordinul ministrului educației naționale nr. 5003/02.12.2014.

Manualul este distribuit elevilor în mod gratuit, atât în format tipărit, cât și în format digital, și este transmisibil timp de patru ani școlari, începând cu anul școlar 2014-2015.

Inspectoratul școlar .....  
Școala / Colegiul / Liceul .....

#### ACEST MANUAL A FOST FOLOSIT:

Anul	Numele elevului	Clasa	Anul școlar	Aspectul manualului*			
				format tipărit		format digital	
				la primire	la predare	la primire	la predare
1							
2							
3							
4							

\* Pentru precizarea aspectului manualului se va folosi unul dintre următorii termeni: **nou, bun, îngrijit, neîngrijit, deteriorat.**

- Cadrele didactice vor verifica dacă informațiile înscrise în tabelul de mai sus sunt corecte.
- Elevii nu vor face niciun fel de însemnări pe manual.

# Limba modernă - engleză

Clasa a III-a  
Semestrul al II-lea

# Fairyland

## 3B

Pupil's Book

Jenny Dooley – Virginia Evans

Programa școlară pentru disciplina LIMBA MODERNĂ Clasele a III-a – a IV-a,  
aprobată prin Anexa nr. 2 la ordinul ministrului educației naționale nr. 5003/02.12.2014

**Siguranța copiilor pe Internet**



**031.80.80.000**  
**[www.helpline.sigur.info](http://www.helpline.sigur.info)**

72 pagini

**116.111 - numărul de telefon european de asistență pentru copii**



**Express Publishing**

# Contents

## Competences

## Vocabulary

## Structures

## Project

### Module 4

#### Unit 7 (pp. 4-9)

7a It's so cute!  
7b We're all wet!  
7c I'm so sweet!

- 1.1 Identify the global significance of a clearly articulated oral message in a familiar context.
- 1.3 Understand age appropriate oral messages.
- 2.2 Participate in everyday conversations about familiar topics.
- 2.3 Describe people/characters in a simple way.
- 3.2 Understand the global significance of simple texts about familiar topics.

- parts of the body

- the verb 'have got'
- plurals (irregular)

Write about your favourite cartoon character

#### Unit 8 (pp. 10-19)

8a Talent Show!  
8b Abracadabra!  
8c Watch me go!

**Troll Tales 4**  
**Go Green!**  
**Our World**  
**Checkpoint 4**

- 1.1 Identify the global significance of a clearly articulated oral message in a familiar context.
- 1.3 Understand age appropriate oral messages.
- 2.2 Participate in everyday conversations about familiar topics.
- 2.3 Describe people/characters in a simple way.
- 3.2 Understand the global significance of simple texts about familiar topics.
- 3.3 Understand simple familiar messages from friends, peers, teacher.

- activities

- the verb 'can'

Write about what you can do

### Module 5

#### Unit 9 (pp. 20-25)

9a My new clothes!  
9b A lovely day!  
9c Who's wearing ...?

- 1.1 Identify the global significance of a clearly articulated oral message in a familiar context.
- 1.3 Understand age appropriate oral messages.
- 2.2 Participate in everyday conversations about familiar topics.
- 2.3 Describe people/characters in a simple way.
- 3.1 Recognise phrases and symbols used in everyday situations.
- 3.2 Understand the global significance of simple texts about familiar topics.
- 3.3 Understand simple familiar messages from friends, peers, teacher.

- clothes
- weather

- present continuous

Write about your magic moments

#### Unit 10 (pp. 26-35)

10a At the animal park!  
10b Wild things!  
10c Two funny rabbits!

**Troll Tales 5**  
**Go Green!**  
**Our World**  
**Checkpoint 5**

- 1.1 Identify the global significance of a clearly articulated oral message in a familiar context.
- 1.3 Understand age appropriate oral messages.
- 2.2 Participate in everyday conversations about familiar topics.
- 2.3 Describe people/characters in a simple way.
- 3.1 Recognise phrases and symbols used in everyday situations.
- 3.2 Understand the global significance of simple texts about familiar topics.
- 3.3 Understand simple familiar messages from friends, peers, teacher.

- animals

- present continuous

Write a letter





## Competences

## Vocabulary

## Structures

## Project

	Competences	Vocabulary	Structures	Project
<b>Unit 11</b> (pp. 36-41) 11a Lunchtime! 11b Fairy cakes! 11c Listen to my tummy!	1.1 Identify global significance of a clearly articulated oral message in familiar contexts. 1.2 Identify time and quantity (prices, numbers) in everyday situations. 1.3 Understand age appropriate oral messages. 2.1 Request and provide information on numbers, prices and expressions of time. 2.2 Participate in everyday conversations about familiar topics. 2.3 Describe people/characters in a simple way. 3.2 Understand the global significance of simple texts about familiar topics. 3.3 Understand simple familiar messages from friends, peers, teacher.	<ul style="list-style-type: none"> <li>• food</li> <li>• time</li> </ul>	<ul style="list-style-type: none"> <li>• present simple</li> <li>• some/any</li> </ul>	Write about your favourite meal
<b>Unit 12</b> (pp. 42-51) 12a Alvin's Day! 12b Environment Day! 12c Another lovely day! <b>Troll Tales 6</b> <b>Go Green!</b> <b>Our World</b> <b>Checkpoint 6</b>	1.1 Identify global significance of a clearly articulated oral message in familiar contexts. 1.3 Understand age appropriate oral messages. 2.1 Request and provide information on numbers, prices and expressions of time. 2.2 Participate in everyday conversations about familiar topics. 2.3 Describe people/characters in a simple way. 3.1 Recognise phrases and symbols used in everyday situations. 3.2 Understand the global significance of simple texts about familiar topics. 3.3 Understand simple familiar messages from friends, peers, teacher.	<ul style="list-style-type: none"> <li>• daily routine</li> <li>• Environment Day</li> <li>• days of the week</li> </ul>	<ul style="list-style-type: none"> <li>• present simple</li> <li>• prepositions of time</li> </ul>	Write about your favourite day
<b>Our School</b> (pp. 52-54)	2.2 Participate in everyday conversations about familiar topics. 2.3 Describe people/characters in a simple way. 3.1 Recognise phrases and symbols used in everyday situations. 3.2 Understand the global significance of simple texts about familiar topics.			
<b>Round-up</b> (p. 55)	2.1 Request and provide information on numbers, prices and expressions of time.			
<b>Happy Easter!</b> (pp. 56-57)	2.1 Request and provide information on numbers, prices and expressions of time. 3.2 Understand the global significance of simple texts about familiar topics.			
<b>Mother's Day!</b> (pp. 58-59)	1.3 Understand age appropriate oral messages. 3.2 Understand the global significance of simple texts about familiar topics. 4.1 Write cards for birthdays and celebrations. 4.2 Write a simple message for a classmate.			
<b>Fun Time</b> (pp. 60-71)	1.1 Identify global significance of a clearly articulated oral message in familiar contexts. 1.2 Identify time and quantity (prices, numbers) in everyday situations. 1.3 Understand age appropriate oral messages. 2.1 Request and provide information on numbers, prices and expressions of time. 2.2 Participate in everyday conversations about familiar topics. 3.1 Recognise phrases and symbols used in everyday situations. 3.2 Understand the global significance of simple texts about familiar topics. 3.3 Understand simple familiar messages from friends, peers, teacher. 4.2 Write a simple message for a classmate.			
<b>Evaluation</b> (p. 72)				





# It's so cute!



kitten



nose

## 1 Listen and read.



## 2 Read, correct and say.

The kitten has got a **big** nose and small, **blue** ears.







ear



eyes



mouth



face

dark hair



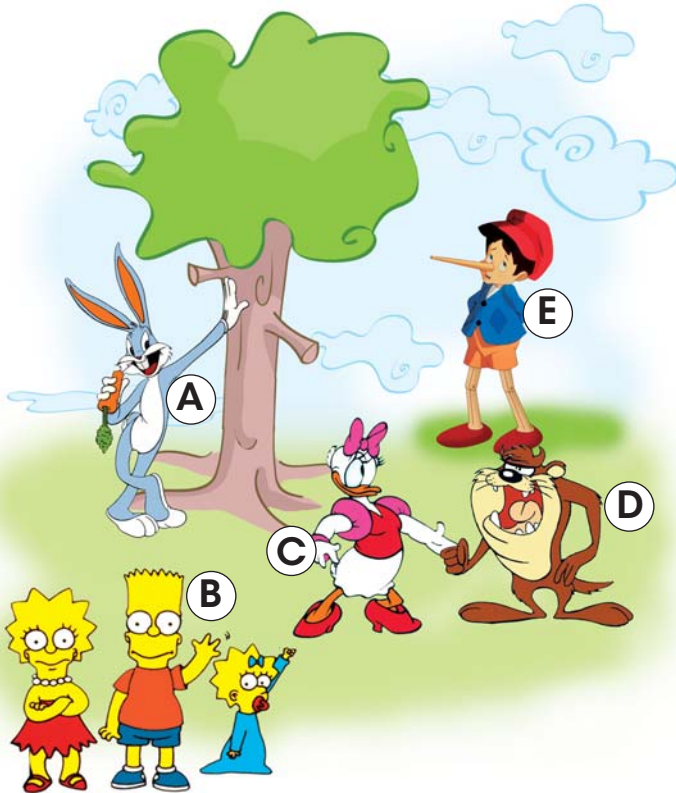
fair hair



I/You/We/They've got blue eyes.  
 He/She/It's got small ears.

I've = I have      He's = He has

**3** Funny Faces! Complete and match in your notebook.



- 1 He's got long ears.
- 2 He ... got a big nose.
- 3 They ... got fair hair.
- 4 She ... got big eyes.
- 5 It ... got a big mouth.

**4** Listen and choose.

- Which one is Sammy?



**5** Talk with your friend.



- A: What's Lee like?  
 B: He's got dark hair and brown eyes.







# We're all wet!



## 1 Listen and read.



## 2 Read and choose.

1 I've got wet hair.  
 a Lee                      b Emma

2 We've got wet legs and feet.  
 a Emma & Mona      b Lee & Harry







hand



arm



head



long tail



wet



**Have** I/you/we/they **got** wet hair?

Yes, I/you/we/they **have**.

No, I/you/we/they **haven't**.

**Has** he/she/it **got** big ears?


Yes, he/she/it **has**.

No, he/she/it **hasn't**.

I **haven't got** blue eyes.

She **hasn't got** big ears.

**3 Look, read and answer.**



**1** Has Henry got a small head?


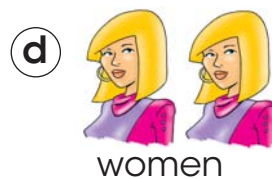
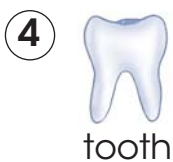

**No, he hasn't.**

**2** Has Charlie got long arms?

**3** Have Gill and Gemma got short legs?

**4** Have Kenny and Kim got long tails?

**4** **Read and match in your notebook. Then listen and check.**



**5** **Let's play!**

Have I got a big nose?

Yes, you have.





# I'm so sweet!

**1** Listen and read.



I've got hair on my ears.  
I've got hair on my head.  
I've got hair on my tail.  
I've got hair on my legs!



*I've got hair everywhere,  
From my head to my feet!  
I've got hair everywhere,  
I'm a kitten and I'm sweet!*




I've got hair on my tummy.  
I've got hair on my feet;  
And when I lick my body,  
I've got hair on my teeth!



**2** Let's make a mask.

Now sing and do!





**3**  **Read and choose. Then listen and read.**




**MY HERO!** *by Dylan*

My hero is Shrek. He is very funny. He's got a **1) big/small** head and **2) brown/blue** eyes. Look at his ears! They're very long! Shrek has got **3) big/small** hands and feet, too. He's fantastic!



**4** **Portfolio:** Draw and write in your notebook.

**5**  **Listen and say. Then read.**



My hero is Scrat. He's got big eyes and a big nose. He's got a long tail, too! He's fantastic!



Monty the mouse has got a big mouth!



# 8a

# Talent Show!



## 1 Listen and read.

1 Look! It's the school Talent Show!

2 Mona, can you sing?

Yes, I can! Can you play the piano?

3 Come on! Let's go!

Yes, I can!

Well, I can play the guitar! Girls, wait!

4 I can't sing or play the piano.

5 I can help you, Harry! I've got an idea!

6

## 2 Read and match in your notebook.

- 1 Mona can
- 2 Emma can
- 3 Lee can

- a play the piano.
- b play the guitar.
- c sing.







dance



jump



fly



ride a horse



swim



draw




I/You **can** swim.      I/you **can't** draw.      **Can** you draw?  
 He/She/It **can** sing.      He/She/It **can't** fly.      Yes, I **can**./No, I **can't**.

I **can't** = I **cannot**

**3** Look and write in your notebook.

**4** Copy in your notebook. Then find someone who can ...

## CAN CAN'T



1 She **can't** play the piano.



2 It ... sing.




3 He ... ride a bike.



4 He ... dance.



5 She ... swim.



6 It ... jump.

	name
1 play the piano.	?
2 dance.	?
3 ride a horse.	?
4 swim.	?
5 draw.	?
6 ride a bike.	?

**A:** Julie, can you play the piano?  
**B:** Yes, I can.

**★ Now tell the class.**  
 Julie can play the piano ...

## 5 LET'S PLAY!





# Abracadabra!

## 1 Listen and read.



Thank you! And now, here is the Amazing Harry!



Who can help me?

I can!



Here you are.

Thank you! Please put your glasses in my hat.



Can you see the glasses?

Yes, we can!



Now, what can you see?

A white rabbit! Wow!



This is for you!

Oh, thank you, Harry. You're a very good magician!

## 2 Which picture? Read and say.

- 1 Who can help me? **Picture 2**
- 2 This is for you!
- 3 A white rabbit!
- 4 Here is the Amazing Harry!







glasses



rabbit



magician



see



**3 Look, read and match in your notebook.**



1 They can



2 They can



3 They can



4 They can

- a fly.
- b hop.
- c jump.
- d run.

We/you/they **can** sing.

**Can** we/you/they swim?  
Yes, we/you/they **can**.  
No, we/you/they **can't**.

We/you/they **can't** fly.


**4 Look and answer. Write in your notebook.**

- Yes, we can.
- No, we can't.



**5 Let's sing!**

We're Zappy and Zip.  
We can do magic tricks!  
What can we do?  
What can we do?  
We're Zappy and Zip.  
We can do magic tricks!  
We can fly, we can fly!  
Zipperoo!





# Watch me go!

1 Listen and match in your notebook.

1 <b>BEEP!</b> a bike	2 <b>Yeeow!</b> b plane	3 <b>RING!</b> c car
--------------------------	----------------------------	-------------------------

Beep! Beep! Beep!  
I can drive my car  
Seat belt on, watch me go!  
Beep! Beep! Beep!  
I can drive my car  
Sometimes fast and sometimes slow!

Yeeow! Yeeow! Yeeow!  
I can fly my plane  
Seat belt on, watch me go!  
Yeeow! Yeeow! Yeeow!  
I can fly my plane  
Sometimes fast and sometimes slow!

Ring! Ring! Ring!  
I can ride my bike  
Helmet on, watch me go!  
Ring! Ring! Ring!  
I can ride my bike  
Sometimes fast and sometimes slow!



Now sing and do!







seat belt



helmet



fast



slow



do karate



Read and say **yes** or **no**. Then listen and read.

1 Scott is nine years old.

2 He can do karate.



My name's Scott and I'm eight years old. I can do a lot of things. I can swim and I can do karate, too. Look at me in my car! I can drive really well. Watch me go!



**Portfolio:** Draw and write in your notebook.



Listen and say. Then read.



My name's Emily. I'm nine years old. I can sing and I can dance, too.



The circus clown can colour the circles.







# Troll Tales!



## Episode 4: Listen and read.

1

Where's the gold, Pog?

There, under the rainbow, Trog.

2

Can we walk to the rainbow?

No, we can't.

3

Can we fly to the rainbow?

Well, we haven't got a plane, but ...

4

... we've got Popsie!

Yes!! Now we can fly there!



5

OH NO!

No more pixie dust!


• Now take roles and read.





# Go Green! 4

## In my garden I can..!



1 Find, point and say.



2 Let's sing!

### My Garden of Wonder!

I can taste the apples.  
 I can smell the flowers.  
 I can see the funny spider!  
 I can hear the birds.  
 I can touch the trees.  
 My garden's full of wonder!





# OUR WORLD



## Rachel Atherton

This is **Rachel Atherton**. She's from the UK. Rachel's got red hair and brown eyes. She can ride a bike really well.

## Ronaldinho

This is **Ronaldinho**. He's from Brazil. Ronaldinho's got long dark hair and brown eyes. He can play football really well! He's great!



### 1 Read and answer.

- 1 Who's from Brazil?
- 2 Who's got red hair?
- 3 Who can play football?
- 4 Who can ride a bike?

### 2 Portfolio: Write about your favourite sports person in your notebook.






# Checkpoint


Units 7 - 8

## 1 Look and choose.



1

It's got a short tail/hair.



2

They've got hair on their feet/arms.



3

It's got big ears/eyes.



4

He's got a big nose/mouth.



5

It's got three hands/heads.

## 2 Make sentences in your notebook.



Frank



Lisa



Sue



Rita



- |   |          |                 |
|---|----------|-----------------|
| 1 | The frog | jump.           |
| 2 | Frank    | swim.           |
|   | can      | ride a bike.    |
| 3 | Lisa     | ride a horse.   |
|   | can't    | play the piano. |
| 4 | Rita     |                 |
| 5 | Sue      |                 |

## 3 Write the plurals in your notebook.

- |   |       |   |       |   |       |
|---|-------|---|-------|---|-------|
| 1 | man   | 3 | child | 5 | woman |
| 2 | tooth | 4 | foot  |   |       |

## 4 Read and answer in your notebook.

- 1 Can you sing?
- 2 Can you ride a horse?
- 3 Have you got a brother?
- 4 Can you fly?
- 5 Have you got blue eyes?
- 6 Can you play the piano?

## Now I can

- identify parts of the body
- talk about appearance
- talk about abilities

in English

9a

# My new clothes!



**1 Listen and read.**

1 Hi, Emma! Your T-shirt's nice.

2 Your trousers are nice, too!

3 We're picking flowers.

4 We're playing football!

5 Come on!

6 No, I can't! I'm wearing my new trousers!

7 And I'm wearing my new T-shirt!

8 That's the problem!

9 So? What's the problem?

**2 Read, choose and say.**

- 1 Mona's wearing new ...    2 Emma's wearing a new ...    3 The boys are playing ...
- a trousers.                      a T-shirt.    b dress.                      a football.
- b shoes.                              b the guitar.







trousers



shirt



skirt



T-shirt



shoes




I'm wearing my new shirt.  
 He/She/It's playing in the sun.  
 We/You/They're picking flowers.

I'm = I am  
 He's = He is  
 We're = We are

3 What are they doing? Look and complete in your notebook.

- 1 She's playing the guitar.
- 2 ... reading a book.
- 3 ... singing.
- 4 ... playing football.
- 5 ... picking flowers.



4 Listen and match in your notebook.

5 Let's play!

1 Nick

2 Bill



3 May

4 Kim

Alvin's new clothes!



What are they wearing? Look again and say.



# A lovely day!



## 1 Listen and read.

**1** Oh, no! It's raining!

**2** Don't worry. It's just a small, dark cloud.

We're getting wet!

**3** Erlina!

**4** Hooray! It's sunny again!  
The sun is shining.

**5** Let's all play together!  
Good idea!

**6** We're having a great time!

## 2 Which picture? Read and say.

- 1 Good idea!     **Picture 5**
- 2 Hooray!
- 3 It's raining!
- 4 Erlina!







It's raining.



It's snowing.



It's sunny.



It's windy.



It's cold.



It's hot.



It's raining**ing**.      We're get**ting** wet.      rain - rain**ing**      BUT      get - get**ting**  
 The sun is shin**ing**.      play - play**ing**      shin**e** - shin**ing**

**3** Look and complete in your notebook.

It's a lovely day in the Magic Forest. Look!

- 1 Mona is ...
- 2 Erlina is ...
- 3 Alvin and Willow are ...
- 4 Lee and Emma are ... a bike.
- 5 Harry is ... the guitar.



**4** Look and match in your notebook.

- 1 Oh, no! We're getting wet!
- 2 Look, it's having a bath!
- 3 The sun is shining! Let's go to the park!



**5** What's the weather like today? Look and say.





# Who's wearing ... ?

**1** Listen and point.

Who's wearing glasses?  
Glasses! Glasses!  
Who's wearing glasses?  
I know! It's Ben!



Who's wearing red socks?  
Red socks! Red socks!  
Who's wearing red socks?  
I know! It's Pam!



**★** Now sing along!

**2** In groups, sing about Jack and Katie.

Who's wearing blue shorts?

Who's wearing brown boots?







socks



boots



shorts



trainers



jacket



**3** Read and match in your notebook. Then listen and read.

## My Magic Moments!

**a**

**b**

**c**

- 1** This is me and Sid the snowman. It's snowing. Sid's wearing my jacket and Dad's hat!
- 2** This is me in Spain. It's very hot and sunny. Look at me. I'm wearing a very funny T-shirt!
- 3** This is me at my birthday party. I'm wearing my new pink trainers!

by Lisa

**4** **Portfolio:** Draw and write in your notebook.

This is me at Disneyland. It's a very hot day. I'm wearing a Mickey Mouse hat.

**5** Listen and say. Then read.



His **shirt** is too **short** and his **shorts** are too long!






# At the animal park!



## 1 Listen and read.



## 2 Which picture? Read and say.

- 1 *Let's go on the train!*      **Picture 2**
- 2 *Why is the train stopping?*      3 *They're not hippos!*
- 3 *Look at the zebras!*







lion



hippo



rhino



eat



drink



sleep



cross



**Am** I eating?

Yes, you **are**./No, you **aren't**.

**Are** you eating?

Yes, I **am**./No, I'm **not**.

**Is**  $\left\{ \begin{array}{l} \text{he} \\ \text{she} \\ \text{it} \end{array} \right\}$  eating?

Yes, he/she/it **is**.

No, he/she/it **isn't**.

**Are**  $\left\{ \begin{array}{l} \text{we} \\ \text{you} \\ \text{they} \end{array} \right\}$  eating?

Yes, we/you/they **are**.

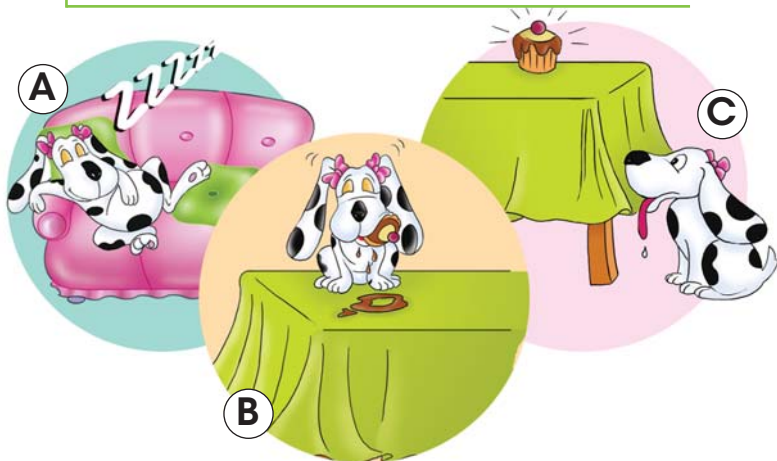
No, we/you/they **aren't**.

### 3 Look and complete in your notebook.

- 1 **Are** the lions sleeping?  
No, they **aren't**.
- 2 ... the giraffe eating?  
Yes, ... .
- 3 ... the hippos running?  
No, ... .
- 4 ... the zebras swimming?  
No, ... .
- 5 ... the rhino drinking water?  
Yes, ... .



### 4 Listen and number in your notebook.



### 5 Let's play!



Now act out the story.

10b

# Wild things!

## 1 Listen and read.



1

2



3

4



5

6

## 2 Read and say the animals you see.

1 monkey

2 seals

3 hippo

4 elephant





climb

monkey



crocodile



elephant



seal



boat

Is the monkey **climbing**? No, it **isn't climbing**. It's **running**.

### 3 Spot the differences!



**A:** In picture A, Lee is flying a kite.

**B:** In picture B, Lee isn't flying a kite. He's riding a bike.

### 4 Talk with your friend.



**A:** Look at the hippos. What are they doing?

**B:** They're eating.

**A:** Eating? Cool!

### 5 What am I? Guess!



I'm green. I've got a long tail and a big mouth. I can swim. What am I?

My Magic Files!  
Magic Animals



# Two funny rabbits!

**1** Listen and read.

Two funny rabbits  
Are hopping away,  
Hopping away, hopping away.

Two funny rabbits  
Are hopping away,  
Hopping away today!

Two funny ducks  
Are flying away,  
Flying away, .....!

Two funny sheep  
Are running away,  
Running away, .....!



**★** Now sing and do!

**2** Look at the picture again and say **yes** or **no**.

- |  |  |
|--|--|
| <p><b>1</b> There are nine animals on the farm.</p> <p><b>2</b> The cow is sleeping.</p> | <p><b>3</b> The chicken has got five eggs.</p> <p><b>4</b> The goat is drinking water.</p> <p><b>5</b> The sheep are flying.</p> |
|--|--|







farm



duck



sheep



cow



chicken



goat



3




What's wrong with the picture? Read and correct in your notebook. Then listen and read.

Dear Mum and Dad,  
 I'm having a great time on the farm. It's sunny today. I'm wearing my new blue shorts. I'm helping grandpa with the cows. I love it here!  
 See you soon,  
 Ben



4

**Portfolio:** Draw and write in your notebook.



Dear Mum and Dad,  
 I'm having a great time on the farm. I love it here!  
 See you soon,  
 Laura

5



Listen and say. Then read.



Are you wearing trainers on the farm?







# Troll Tales!



## Episode 5: Listen and read.

**1** It's a sunny day!

Yippee!

**2** What are you doing here?

We're catching butterflies.

**3** That isn't very nice! Stop it!

Oh, they're flying away!

**4** Oh, dear! What's happening?

It's raining, Trog!

**5** And now it's snowing!

Come on! Let's go home!

**6** I'm c...c...cold!

Brrr...

• Now take roles and read.





# Go Green! 5


## Fun on the farm!



1 Which animals are *Farm Animals*? Look and say.



2 What's on a farm? Look and choose.



tractor

seal

turkey

carrots

tomatoes

bus

3 **Portfolio:** In groups, make your own farm. Present it to the class.





**1** Read and match.

**A** We're riding on the Log Ride.

**B** I'm having breakfast with Tigger.



This is me at Disneyland, Paris.  
1) ... My mum is taking the picture.

This is me at Alton Towers with my friends. 2) ... Can you see me? I'm wearing glasses.



**2** **Portfolio:** Draw or stick a picture of yourself having fun. Present it to the class.





# Checkpoint


Units 9 - 10

**1** Look, read and match in your notebook.

- a It's snowing. I'm wearing my jacket and my boots.
- b It's sunny. I'm wearing my T-shirt and my skirt.
- c It's hot. I'm wearing my T-shirt and my shorts.
- d It's cold. I'm wearing my jacket and my trousers.



**2** Look and say **yes** or **no**.



- 1 The monkey is climbing a tree.
- 2 The elephants are sleeping.
- 3 The lion is running.
- 4 The giraffes are eating.

**3** Choose.

- 1 **A:** Are you wearing glasses?  
**B:** a) Yes, he is.  
b) Yes, I am.
- 2 **A:** Is the seal sleeping?  
**B:** a) No, it is.  
b) No, it isn't.
- 3 **A:** Are the girls picking flowers?  
**B:** a) Yes, they aren't.  
b) Yes, they are.
- 4 **A:** Are we wearing socks?  
**B:** a) No, you aren't.  
b) Yes, you aren't.

## Now I can

- talk about clothes
- say what the weather is like
- talk about animals
- read and write about actions happening now

in English



# Lunchtime!



It's one o'clock. breakfast

## 1 Listen and read.

## 2 Read and match in your notebook.

- |                         |                   |
|-------------------------|-------------------|
| 1 It's one o'clock!     | a Thanks, Mona.   |
| 2 Do you like tomatoes? | b It's lunchtime! |
| 3 Here you are, Harry.  | c Yes, I do.      |








lunch dinner tea sausage sandwich hot dog burger

I **like** carrots.  
 I **don't like** apples.  
 Do you **like** tomatoes?  
 Yes, I **do**./No, I **don't**.

**3** Look, choose and say.

- I like ... . Yummy!
- I don't like ... . Yuk!



**Now talk with your friend.**


- 1 **A:** Do you like carrots?  
**B:** Yes, I do. Yummy! or  
 No, I don't. Yuk!

**4** Listen and choose.

**Now ask and answer.**

- 1 **A:** What time is it?  
**B:** It's eight o'clock.  
**A:** Eight o'clock?  
**B:** Yes. It's breakfast time!

**5** Let's play!





# Fairy cakes!



fairy cakes



sugar

## 1 Listen and read.

1 Hi, Mum! What are you doing?

I'm making some cakes.

2 Can we help?

Of course!

3 Are there any eggs in the fridge?

Yes, there are.

4 Good! Is there any sugar in the cupboard?

Yes, there's something very sweet in the cupboard.

5 Here we are! Fairy cakes!

Fairy cakes?

6 Look, Erlina! Fairy cakes!

Don't worry! There aren't any fairies in them!

## 2 Which picture? Read and say.

- 1 Can we help? **Picture 2**
- 2 Is there any sugar in the cupboard?
- 3 Here we are!
- 4 There aren't any fairies in them!







ice cream



juice



milk



rice



meat

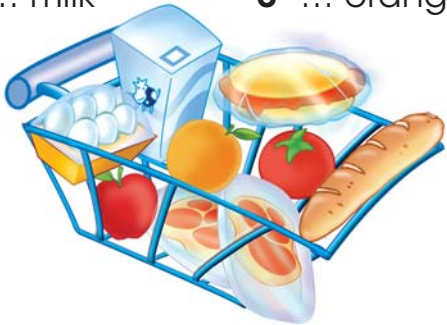


bread



**3** Write **a**, **an** or **some** in your notebook.

- |                    |              |
|--------------------|--------------|
| 1 <b>a</b> hot dog | 5 ... bread  |
| 2 ... eggs         | 6 ... tomato |
| 3 ... apple        | 7 ... meat   |
| 4 ... milk         | 8 ... orange |



**4** Look and complete in your notebook.



- 1 There **is some** milk.
- 2 There ... cheese.
- 3 There ... tomatoes.
- 4 There ... potatoes.
- 5 There ... orange juice.
- 6 There ... water.


**a** carrot                      **some** rice  
**an** egg                         **some** eggs

There is **some** cheese.  
 There are **some** eggs.

There isn't **any** milk.  
 There aren't **any** apples.

Is there **any** ice cream?  
 Are there **any** tomatoes?

**5** What's in the fridge?  
**Memory game.**






# Listen to my tummy!



toast

## 1 Listen and read.



Are there any burgers?  
 Are there any peas?  
 Is there any chicken?  
 Is there any cheese?

*Listen to my tummy,  
 Glipper, glapper, glupper!  
 Listen to my tummy,  
 I'm ready for my supper!*

Are there any apples?  
 Are there any eggs?  
 Is there any chocolate?  
 Is there any bread?



## Now sing and do!

## 2 Let's play!

In my fridge  
 there are some  
 pineapples.



In my fridge  
 there are some  
 pineapples and  
 some cheese.







honey



butter



cereal



pineapple



peas



banana



chocolate



**3**  **Who is who? Read and find out. Then listen and read.**



## My Favourite Meal

by Class 3A

My favourite meal is breakfast. Breakfast is at eight o'clock. I like toast, butter and honey for breakfast. Yummy!

**Ben, 11**

My favourite meal is lunch. Lunch is at twelve o'clock. I like sandwiches, apple juice and chocolate for lunch. Yummy!

**Katie, 10**

My favourite meal is supper. Supper is at seven o'clock. I like chicken, peas and orange juice for supper. Yummy!

**Emily, 11**

**4**  **Portfolio: Draw and write in your notebook.**

**5**  **Listen and say. Then read.**



My favourite meal is breakfast. I like cereal with milk and toast with butter and honey. Yummy!



Dean is eating chocolate ice cream.





# 12a

# Alvin's day!




get up



go to work

## 1 Listen and read.

1 Alvin gets up at seven o'clock every day.



2 He goes to work at eight o'clock.



3 He has lunch at one o'clock.



4 In the afternoon he goes jogging!



5 Every evening he has a shower.



6 At night he listens to music.



7 And at ten o'clock he goes to bed.







watch TV



go jogging



have a shower



listen to music



go to bed



do homework



I/You **go** to work at nine o'clock.  
 He/She/It **gets** up at seven o'clock.  
 I/You **don't go** to bed late.  
 He/She/It **doesn't watch** TV in the afternoon.

**Do** I/you listen to music in the evening?  
 Yes, I **do**./No, I **don't**.  
**Does** he/she/it have a shower at night?  
 Yes, he/she/it **does**.  
 No, he/she/it **doesn't**.

get → gets

have → has

go → goes

2

What does Emma do every day? Read and complete in your notebook.



Now look and say.

### In the morning

Emma 1) ... (**get up**) at seven o'clock and 2) ... (**have**) breakfast. She 3) ... (**go**) to school at nine o'clock.

### In the afternoon

Emma gets home at four o'clock. Then she 4) ... (**do**) her homework and 5) ... (**watch**) TV.

In the evening

At night



3

Ask and answer.

A: Does Emma get up at six o'clock?

B: No, she doesn't. She gets up at seven.

4

What about you? Tell the class.

In the morning I have my breakfast ...

5

Let's play!

I **pip pop** in the morning.

What time do you **pip pop**?

At seven o'clock.

Do you get up?

Yes!

43



# Environment Day!



grow

## 1 Listen and read.

In summer, the flowers give food to the bees!







summer



autumn



winter



spring



baby



bird



give



We/You/They **pick** fruit in summer.  
We/You/They **don't** go to school in summer.

**Do** we/you/they pick fruit in winter?  
Yes, we/you/they **do**.  
No, we/you/they **don't**.

## 2 Fairies in the forest! Read and match in your notebook.

- The spring fairies fly kites and pick flowers.
- The autumn fairies make umbrellas and collect fruit and nuts.
- The winter fairies dance in the snow and ski down the branches of the trees.
- The summer fairies swim all day and sing with the birds.



## Now talk with your friend.

- A: What's your favourite season?  
B: Spring.  
A: What do you do in spring?  
B: I fly my kite.





# Another lovely day!

## 1 Listen and point.



Tick Tock, it's eight o'clock,  
Another lovely day!  
I have a shower, I go to school,  
I'm happy it's today!



Tick Tock, it's one o'clock,  
Another lovely day!  
I eat my lunch, I play outside,  
I'm happy it's today!



Tick Tock, it's six o'clock,  
Another lovely day!  
I watch TV, I ride my bike,  
I'm happy it's today!



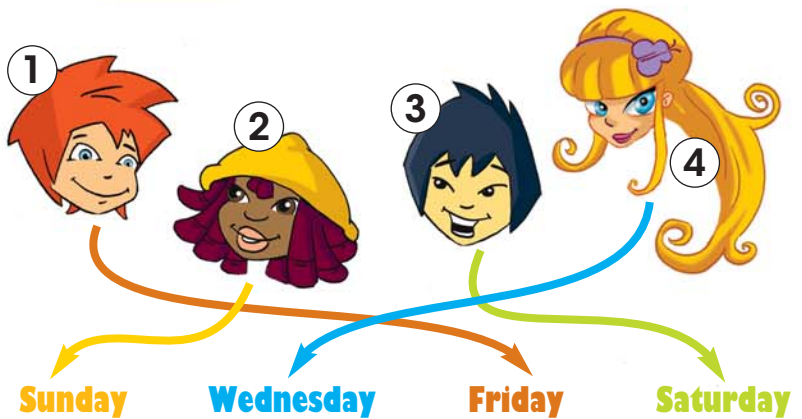
Tick Tock, it's ten o'clock,  
Another lovely day!  
I read a book, I go to sleep,  
I'm happy it's today!



## Now sing and do!

## 2 Look and say.

1 Harry's favourite day is Friday.





Monday Tuesday Wednesday Thursday Friday Saturday Sunday

3 Read and choose the best title. Then listen and read.

My favourite day

At the cinema

Days of the week

My favourite day is Sunday. On Sundays I get up late and I have a big breakfast! Then I play football with my friends in the park. In the afternoon, I go to the cinema with my father. I love Sundays!



4 **Portfolio:** Draw and write in your notebook.



My favourite day is Saturday. I go to the park with my friends. I love Saturdays!

5 Listen and say. Then read.



Sharon sells shoes on Saturdays.







# Troll Tales!



## Episode 6: Listen and read.

1 Hooray! It's Saturday!

Let's go to the fair!

2 Look! There are some cakes over there.

Great!

3 Boo, hoo! No one likes my cakes.

4 Oh, hi, Trog! Do you like cakes?

Yes, I do. They look tasty.

Ha, ha... you look like a big strawberry now!

5 Mmm... yummy!

6 *Oh no! HELP*

• Now take roles and read.















# Go Green!



## Veggie Power!

**1** Look and say which part we eat!

	 <b>Bulb</b>	 <b>Root</b>	 <b>Leaves</b>	 <b>Fruit</b>	 <b>Seeds</b>
 <b>Garlic</b>					
 <b>Carrot</b>					
 <b>Lettuce</b>					
 <b>Tomato</b>					
 <b>Corn</b>					

**2** Make your Veggie Power salad!





# OUR WORLD

**1** Read and match in your notebook.



- 1 Hello, I'm Winnie the Pooh. I'm from the UK. My favourite food is honey.
- 2 Hi, I'm Bugs Bunny. I'm from the USA. I like carrots. Yummy!
- 3 Hello. I'm Pucca. I'm from Japan. My favourite food is sushi!



**2** **Portfolio:** Draw or stick a picture of your favourite cartoon character. Present it to the class.




# Checkpoint

Units 11 - 12

## 1 Read and match in your notebook.

- 1 I like burgers. Yummy!
- 2 I don't like meat. Yuk!
- 3 I like chocolate. Yummy!
- 4 I don't like carrots. Yuk!
- 5 I don't like milk. Yuk!
- 6 I like pineapples. Yummy!



## 2 Read and complete in your notebook.

- |  |  |
|--|--|
| <p>1 <b>A:</b> When ... you ... to school?<br/><b>B:</b> ... eight o'clock.</p> <p>2 <b>A:</b> When ... Emma ... TV?<br/><b>B:</b> ... the afternoon.</p> <p>3 <b>A:</b> When ... you ... lunch?<br/><b>B:</b> ... one o'clock.</p> <p>4 <b>A:</b> When ... Lee ... a shower?<br/><b>B:</b> ... the evening.</p> | <p>5 <b>A:</b> When ... Alvin and Erlina ... to music?<br/><b>B:</b> ... night.</p> <p>6 <b>A:</b> When ... Mona ... to bed?<br/><b>B:</b> ... nine o'clock.</p> |
|--|--|

## 3 Read and answer.

- 1 What's your favourite season?
- 2 What do you do in ...?

### Now I can

- talk about food
- talk about likes and dislikes
- tell the time
- read and write about daily routines
- talk about seasons
- say the days of the week

in English



# OUR SCHOOL LITERATURE

## 1 Look and match.



- A Cha-cha-cha!
- B Splash-splash-splash!
- C Boing-boing-boing!
- D Plink-plink-plink!

## 2 Complete the poem in your notebook.

I can dance, I can dance,  
**Cha - cha - cha!**  
 I can swim, I can swim,  
 ...  
 I can play the piano,  
 ...  
 I can jump, I can jump,  
 ...



## 3 Portfolio: Make your own poem.





# OUR SCHOOL GEOGRAPHY



In Alaska, it is very cold and there is a lot of snow.

In Australia, it is very hot and sunny.

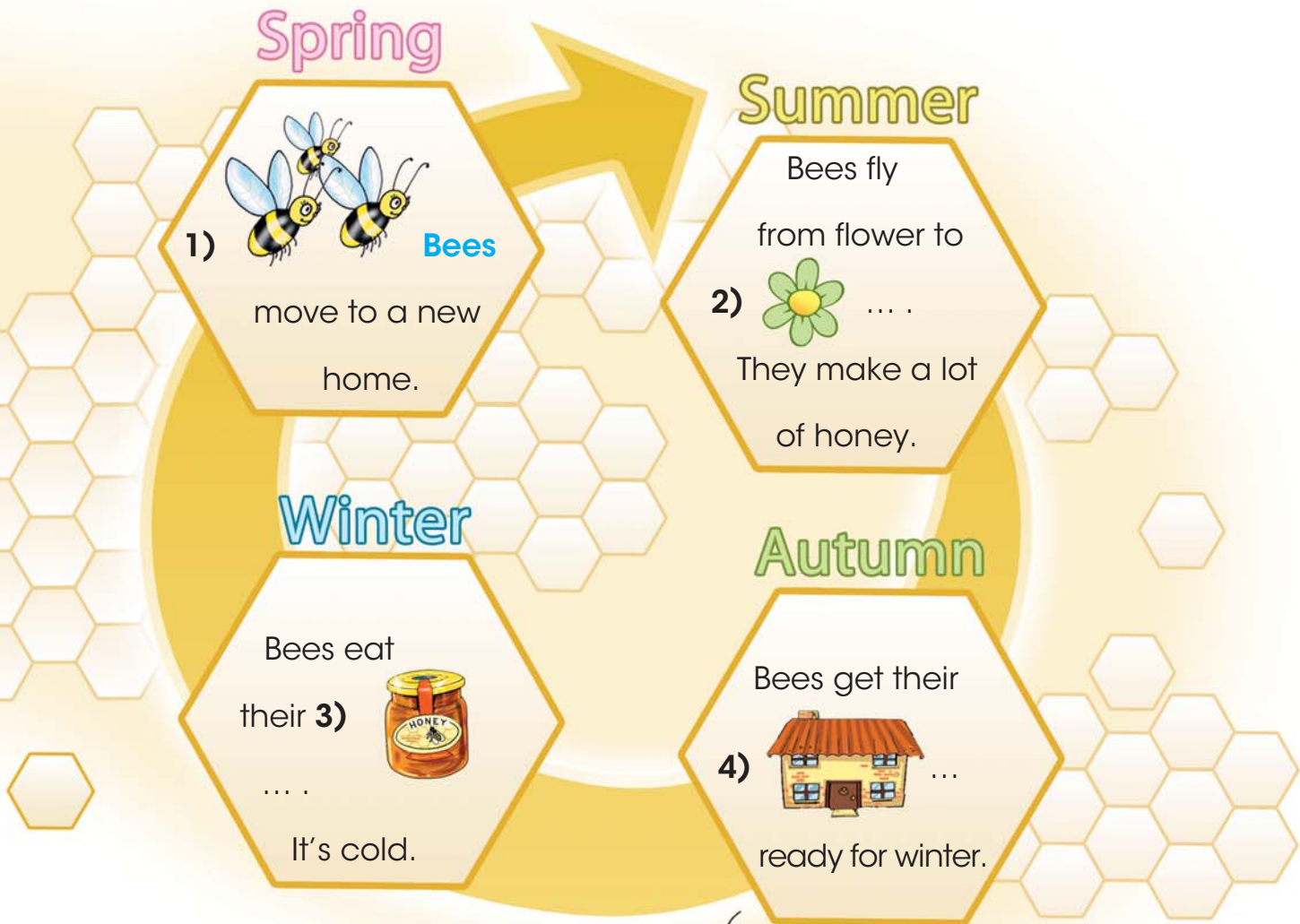
**1** Pack your suitcase! Look and match in your notebook.

**2** Portfolio: Choose a country. Pack your suitcase. Present your picture to the class.






**1** Read and complete in your notebook.



**2** Portfolio: Make a honey bee mobile.





# Round-up

★ Talk with your friend.

	1	2	3	4	5	6
A						
B						
C						
D						
E						
F						

Rhino!




3F!






# Happy Easter



**1** Read and complete in your notebook. Use: **hat, flowers, chocolate, tree, eggs, basket.**

It's Easter morning. Ellie and Ned wake up early. They have **1)**  ... and toast for breakfast. Mum gives them an Easter **2)**  ... for the Easter egg hunt! They go into the garden to look for the **3)**  ... eggs. Where are they?

There are two under the **4)**  ... . There are four on the chair. There are six in the **5)**  ... . There are four in Dad's **6)**  ..., too! They collect the eggs and put them in their baskets. Then, they count them. Ellie and Ned have got the same number of eggs!



**2** Now answer!

- 1 How many eggs are there all together?
- 2 How many eggs have Ellie and Ned got each?





3 **Count and match in your notebook.**

18+2      2+8      1+9      8+7      15+5

9+6

10      15      20

A      B      C

9+11      5+5      6+4      10+5      9+1      10+10

4 **Craftwork:** Make an Easter basket.

57

# Mother's Day

## 1 Let's sing!

I love you, Mummy,  
I really do!  
You're always happy  
And funny, too!  
When it is sunny,  
I think of you!  
I love you, Mummy,  
You love me, too!



## 2 My mummy!





**3** What's the secret message? Use the code to find out.

<b>A = 1</b>	<b>E = 5</b>	<b>I = 9</b>	<b>M = 13</b>	<b>Q = 17</b>	<b>U = 21</b>	<b>Y = 25</b>
<b>B = 2</b>	<b>F = 6</b>	<b>J = 10</b>	<b>N = 14</b>	<b>R = 18</b>	<b>V = 22</b>	<b>Z = 26</b>
<b>C = 3</b>	<b>G = 7</b>	<b>K = 11</b>	<b>O = 15</b>	<b>S = 19</b>	<b>W = 23</b>	
<b>D = 4</b>	<b>H = 8</b>	<b>L = 12</b>	<b>P = 16</b>	<b>T = 20</b>	<b>X = 24</b>	



8 1 22 5      1      23 15 14 4 5 18 6 21 12      4 1 25

**★** Write a secret Mother's Day message in your notebook. Ask your friend to read it.

**4** Give your mum an award.



**5** **Portfolio:** What other special holidays do you know? Make a calendar. Present it to the class.



# Fun Time 7

**1** Look and complete in your notebook.

This is Bozo the clown.  
He's got ... hair, ... eyes  
and a ... mouth. Look  
at his nose. It's ...! Bozo  
has got a ... hat, too.  
He's very funny!



**2** Read and complete in your notebook.

- park
- home
- picture
- kitten



**3** Write a message for your friend in your notebook.



**4** Write what they have got and what they haven't got in your notebook.

				
<b>Pam</b>	X	✓	X	✓
<b>Jack</b>	✓	X	✓	X
<b>John &amp; Tony</b>	X	✓	✓	X
<b>Helen &amp; Nancy</b>	X	X	✓	✓
<b>Steve</b>	✓	X	✓	X

1 Pam has got a ball and roller-skates, but she hasn't got a teddy bear or a guitar.

**5** Read the story. Look at the pictures and complete in your notebook.

I have got two long **1)**  **ears**. I have got four **2)**  ...

and a small **3)**  ... I am fast. I like carrots.

What am I?

I am a **4)**  ....

# Fun Time 8

1 Choose the correct word.



1 radio/piano



3 seat belt/helmet



5 mask/glasses



2 magician/rabbit



4 circus/clown



6 motorbike/car

2 Look, read and match in your notebook.

a fly b dance c drive d run e jump f do karate g swim h ride a horse

1



3



5



7



2



4



6





8





**3** What can Tina do? What can't she do? Look, read and write in your notebook.

Tina 1)  can draw. She 2)  ..., but she

3)  ... the piano.

**4** Look, read and write in your notebook.

What are 1)  pandas like?

They've got a big 2) 

h... and a short 3) 

t... . They've got small

4)  e..., too!

Can they 5) 

f...?

No, they 6) c...!

# Fun Time 9

1 Look and write in your notebook.

It's hot.

It's windy.

It's sunny.

It's snowing.

It's raining.

It's cold.



It's cold.

3



5



2



4



6



2 Read and write in your notebook.

Dear Mum and Dad,

We 1) 're **having** (**have**) a great time here in Spain. It's hot today! The sun 2) ... (**shine**). Peter and Mike love the beach! I 3) ... (**sit**) under my umbrella and Peter 4) ... (**play**) in the water and he 5) ... (**get**) wet! Anna and Mike 6) ... (**swim**). We like it here.

Love,  
Penny





**3** Match in your notebook.

- 1 printer
- 2 keyboard
- 3 speakers
- 4 mouse
- 5 screen



**4** Read and match in your notebook.

- 1 cut
- 2 copy
- 3 paste
- 4 save
- 5 print



**5** Make sentences in your notebook or using a computer.

- 1 they/not play football  
**They aren't playing football.**
- 2 the monkey/not climb/the tree
- 3 the lions/sleeping?
- 4 the rhino/drink water
- 5 the birds/not fly
- 6 the giraffe/eat?
- 7 the birds/sit/on the hippo?
- 8 the zebras/run/fast




# Fun Time 10

1 Look, read and number the sentences in your notebook.

- a It's an elephant.
- b It's a hippo.
- c It's a kangaroo.
- d It's a crocodile.

- e It's a giraffe.
- f It's a lion.
- g It's a seal.
- h It's a panda.

- i It's a zebra.
- j It's a goat.
- k It's a rhino.
- l It's a monkey.





**2** Read and choose.

- 1 Listen! Kevin ... the piano.  
**A** are playing    **B** is playing
- 2 Where's Tina? ... on the phone?  
**A** She is talking    **B** Is she talking
- 3 The children ... ! They're playing.  
**A** isn't eating    **B** aren't eating
- 4 What ... wearing? Is it a hat?  
**A** you are    **B** are you
- 5 Look, Mum! I ... a snowman!  
**A** 'm making    **B** making
- 6 Mary ... ! She's jumping.  
**A** isn't dancing    **B** aren't dancing
- 7 Be quiet! Dad ... .  
**A** are sleeping    **B** is sleeping
- 8 You ... to the teacher!  
**A** isn't listening    **B** aren't listening

**3** Read and answer.



- 1 **A:** Is he reading a book?  
**B:** **Yes, he is.**



- 4 **A:** Are they riding a horse?  
**B:** ...



- 2 **A:** Is he singing?  
**B:** **No, he isn't. He's sleeping.**



- 5 **A:** Is she playing the piano?  
**B:** ...



- 3 **A:** Is he eating?  
**B:** ...



- 6 **A:** Are they swimming?  
**B:** ...

# Fun Time 11

**1**  Listen and choose. Talk with your friend.



ten pence/10p



twenty pence/20p









one pound/£1

Can I have some tea, please?


Here you are.

How much is it?

...

<p><b>1</b>  A £1 B £2</p>	<p><b>3</b>  A 16p B 20p</p>	<p><b>5</b>  A £1 B £3</p>
<p><b>2</b>  A £5 B £2</p>	<p><b>4</b>  A £2.20 B £5</p>	<p><b>6</b>  A £3.10 B £1.20</p>

**2** What time is it? Look and say.



It's eight o'clock.



### 3 Read and complete. Use: **like** or **don't like**.


- |                             |   |                       |   |
|-----------------------------|---|-----------------------|---|
| 1 I <b>don't like</b> milk. | ✗ | 5 You ... sandwiches. | ✓ |
| 2 You ... rice.             | ✓ | 6 I ... meat.         | ✗ |
| 3 I ... pineapples.         | ✗ | 7 I ... chicken.      | ✓ |
| 4 You ... ice cream.        | ✓ | 8 I ... potatoes.     | ✗ |

### 4 Read and complete. Use: **some** or **any**.

- |  |  |
|--|--|
| 1 Mum, is there <b>any</b> apple juice?                    | 5 There isn't ... rice on the table.           |
| 2 We've got ... orange juice, but we haven't got ... milk. | 6 There aren't ... sandwiches in my lunch box. |
| 3 Sorry, but there isn't ... sugar!                        | 7 There is ... ice cream in the fridge.        |
| 4 Is there ... spaghetti in the cupboard?                  | 8 Are there ... tomatoes in the garden?        |

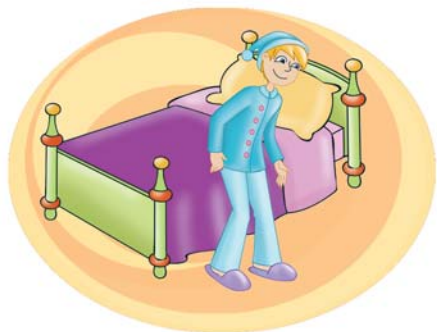
### 5 Complete. Use: **a**, **an** or **some**.

- 1 **an** orange
- 2 ... banana
- 3 ... bread
- 4 ... hot dog
- 5 ... rice
- 6 ... apple
- 7 ... milk
- 8 ... fairy cakes



# Fun Time 12

1 Look and complete in your notebook.



1 get up




2 have a s...



3 have b...



4 go to w...



5 have l...



6 listen to m...



7 go j...



8 do h...



9 go to b...



**2** Read and choose.

- 1 I **eat/eats** fruit.
- 2 We **do/does** our homework in the afternoon.
- 3 **Do/Does** they talk in class?
- 4 Robert **walk/walks** to work in the morning.
- 5 **Does/Do** the girls like football?
- 6 You **don't/doesn't** go to school in summer.
- 7 **Does/Do** your dog sleep in your bedroom?
- 8 They **don't/doesn't** listen to the teacher.

**3** What does Wendy do every day? Read and choose.



Wendy **1)** ... at 7 o'clock every day and **2)** ... breakfast. She **3)** ... to school at 8 o'clock. She **4)** ... lunch at 1 o'clock. She **5)** ... home at 4 o'clock. Then she **6)** ... her homework. In the evening she **7)** ... to music or **8)** ... TV. She **9)** ... to bed at 10 o'clock.

- |             |          |             |            |
|-------------|----------|-------------|------------|
| 1 A gets up | B get up | 6 A does    | B do       |
| 2 A have    | B has    | 7 A listens | B listen   |
| 3 A goes    | B go     | 8 A watches | B watching |
| 4 A have    | B has    | 9 A goes    | B go       |
| 5 A comes   | B come   |             |            |

# Evaluation

## 1 Look, read and write **yes** or **no** in your notebook.

- 1 This is a helmet.
- 2 This is a skirt.
- 3 This is a sausage.
- 4 This is a bird.
- 5 This is a pineapple.



## 2 Complete in your notebook.

**My monster!**



My monster has got a big **1) hdea** ... and a long **2) soen** ... . It's got three **3) seye** ..., short **4) egls** ... and big **5) tefe** ... . It hasn't got ears. It is very funny.

## 3 Read and choose.

- 1 He **has** / **have** got small ears.
- 2 The baby has got 2 small **tooth** / **teeth**.
- 3 Can you help me? I **can** / **can't** draw.
- 4 What **you are doing** / **are you doing** today?
- 5 There are **some** / **any** fairy cakes in the fridge.

## 4 Read and choose.

- 1 **A:** What's Mike like?  
**B:** a) He's got dark hair and blue eyes.  
b) He likes bananas.
- 2 **A:** Can you play the piano?  
**B:** a) Yes, I have.  
b) Yes, I can.
- 3 **A:** What are you wearing today?  
**B:** a) It's blue.  
b) My new trousers.
- 4 **A:** Are there any tomatoes?  
**B:** a) Yes, there are.  
b) Yes, they are.
- 5 **A:** What do you do in the afternoon?  
**B:** a) I watch TV.  
b) It's five o'clock.





Published by Express Publishing

Liberty House, Greenham Business Park, Newbury,  
Berkshire RG19 6HW, United Kingdom  
Tel.: (0044) 1635 817 363  
Fax: (0044) 1635 817 463  
email: [inquiries@expresspublishing.co.uk](mailto:inquiries@expresspublishing.co.uk)  
[www.expresspublishing.co.uk](http://www.expresspublishing.co.uk)

© Jenny Dooley - Virginia Evans, 2015

Colour Illustrations: © Express Publishing, 2015

Illustrated by Simon Andrews, Alexandra Lewis, Alan Shephard, Stone, Terry Wilson © Express Publishing, 2015

First published 2015

Made in EU

*All rights reserved. No part of this publication may be reproduced, stored in a retrieval system, or transmitted in any form or by any means, electronic, photocopying or otherwise, without the prior written permission of the publishers.*

This book is not meant to be changed in any way.

ISBN 978-1-4715-4029-5

## Acknowledgements

We would like to thank all the staff at Express Publishing who have contributed their skills to producing this book. Thanks for their support and patience are due in particular to: Meryl Phillips (Editor in Chief), Julie Rich (senior editor); Alex Barton (senior production controller) and the Express Publishing design team; and Emily Newton, Kevin Harris, Daniel Parker, Erica Thompson and Timothy Forster. We would also like to thank those institutions and teachers who piloted the manuscript, and whose comments and feedback were invaluable in the production of the book. Special thanks to Bridget, Chris, Georgina, Anna, Dennis, George and Jackie who took part in the recording.

Digital Book software developed by Infomedia Pro.

**The authors and publishers wish to thank the following who have kindly given permission for the use of photographic material:**

cinetext for the pictures of Daisy Duck, Pinocchio, Bugs Bunny, the Simpsons and Shrek on pp. 5, 9 and 50; everett/www.Impl.gr for the pictures of Tasmanian Devil, Winnie the Pooh on pp. 5 and 50.

Every effort has been made to trace all the copyright holders. If any have been inadvertently overlooked, the publishers will be pleased to make the necessary arrangements at the first opportunity.

Fairyland 3B is a course for young learners of English. Pupils follow the adventures of four children and their friends from the *Magic Forest*.

### Components

- Pupil's Book
- Digital Book
- Activity Book
- Teacher's Book
- Picture Flashcards
- Posters
- Teacher's Resource Pack



**Express Publishing**